





LEGEND

-  - DENOTES EMERGENCY ASSEMBLY AREAS
-  - DENOTES DEFIBRILLATOR LOCATIONS (AED)
BUILDING 1 LEVEL 1
BUILDING 4 LEVEL 1
BUILDING 15 LEVEL 1

NOTES

PLEASE NOTE COLOURED AREAS REPRESENT EMERGENCY EVACUATION ZONES FOR ALICE SPRINGS CAMPUS

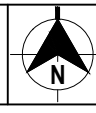
ALICE SPRINGS CAMPUS - AED LOCATIONS & EMERGENCY ASSEMBLY AREAS

SCALE: NTS

DO NOT SCALE

INFORMATION

14.02.20	A	ISSUED FOR INFORMATION	CDU	PGE
Date	No	Description	Consultant / CDU	Author
AMENDMENTS				



PROJECT
**CDU - ALICE SPRINGS CAMPUS
AED LOCATIONS & EMERGENCY ASSEMBLY AREAS
CURRENT AS OF FEB. 2020**

DESIGN CDU	DRAWN P.EUPENE	DATE FEB 2020	ARCHIVE NUMBER NYA
SCALE AS SHOWN	DRAWING NUMBER AS-ASSEM_AREA_PLAN-1-02.2020		Amend A